


TECHNICAL TRAINING SOLUTIONS



2019

PROVIDING PRACTICAL ENGINEERING SKILLS TRAINING FOR INDUSTRY



Technical Training Solutions is an engineering skills training company that has been providing training courses since June 1980.

LEARNING BY DOING

Training courses created by Technical Training are designed to be relevant to the candidate's needs and delivered in an interesting and enjoyable manner.

All unnecessary theory and academic observations are dispensed with; only those aspects that directly underpin the knowledge and skills specified in the course objectives are covered.

The courses employ large numbers of practical activities where candidates are given the opportunity to 'learn by doing'.

The use of real industrial components in practical exercises ensures that the experiences are realistic and relevant.

This is made possible by a large investment in equipment used on the courses and the industrial experience, professionalism and dedication of our instructors.

COURSE DESCRIPTIONS

Technical Training Solutions describe their courses in straight-forward, clear terms, so that managers and prospective candidates can ensure that the courses are suitable and that they will lead to the acquisition of skills beneficial to their organisation. The courses shown in this brochure are all described using this straight-forward approach.

More detailed descriptions are available on-line.

THE COURSES

The courses provide candidates with the skills needed to design, maintain and install industrial and commercial systems, safely and in compliance with current Regulations.

For convenience we have divided the courses into the industry standard categories of Electrical, Instrumentation and Mechanical.

ELECTRICAL	P6
INSTRUMENTATION	P24
MECHANICAL	P38
DATES & PRICES	P52



TESTIMONIALS

"Colleagues in Ashford say they are better prepared to do their job after praising the standard of an electrical maintenance course, designed specifically for them. It was met with a great response, with Training Manager Alex McFarlane declaring the training, which has been completed by 70 colleagues, an overwhelming success.

"The best thing is being able to make it bespoke for our own needs, working with Tech Training to make it applicable to our everyday work. The skills that colleagues learned are very transferable to challenges faced on the frontline." Within 20 minutes of starting, each group is up and tackling wires on a circuit board. "This was hugely important training and the fact they are learning by doing is all the better" said Alex.

Extract from an article in Hitachi Rail's FUSION magazine

"The courses were targeted at the right level and by concentrating on the subject areas over the duration of a short course the trainees learned far more effectively than on a day release system or using self-study packages."

Bryan Dods, Training Project Co-ordinator (Engineering), UKAEA Dounreay

"We contacted several training providers and from the beginning it was clear that Technical Training was an excellent training company. The training was delivered to a very high standard, feedback was extremely positive, and the delegates have already put into practice what they learned."


Barry Kelly, Operations Manager, James Neill, Allied Mills

"Everyone passed their City & Guilds examinations, and it is a credit to the instructor at Technical Training Solutions. His teaching skills ensured that such a good result was achieved. We were delighted with the results of the training."

Bill Funnell, Process Control Engineer, Timet UK Ltd

Firstly I would like to thank you for the high level of quality that was received from the course I attended last week and the week before. The teaching was outstanding and the course layout was exceptional. I would recommend the course to anyone who is keen to learn this field of work. Secondly may I ask when the certificate from the course is most likely to be sent and where it is going to be sent to, as an adjustment in pay is resting on its arrival.

Shaun Holman, MB Aerospace Newton Abbot Ltd



Thanks to the Team at Technical Training Solutions for the St. Lucia Project. You all are definitely making waves in this Caribbean Island of St. Lucia! My thanks go out to the Electrical Team at Tech Training for providing and delivering well structured courses through competent tutors and effective teaching methods. The training provided me with relevant skills and sound knowledge to become well versed and more competent in my field. It was well worth trip from St.Lucia (Caribbean) to the UK. Thanks to the entire team at Tech Training for making my experience from start to finish a satisfied and comfortable one.

Clive Antoine, Electrical Engineering Experts Inc, St Lucia

Just wanted to say thank you for a brilliant 2 week course! You have taken me from a person who had no real knowledge of how electrics in an industrial context worked to being confident in understanding how many electrical systems function and understanding how and why they can fail and how to fix them. Lee was an excellent teacher who had the gift of being able to explain how and why components worked together. Thank you again I certainly would recommend your company to any person who requires training in this field of operations and will not hesitate to send my staff to you for training in in this field of expertise.

Tim Ogborne, Rotatrim Ltd


Peter Carey approached TTS 10 years ago when the Manchester factory had a specific need for a safe line breaking training course. "As you can imagine, the factory here is full of pipework systems that transport steam, compressed air and hot process materials such as syrup around the plant. To comply with safety legislation and to reduce the risk of injury when cleaning, repairing or maintaining pipework, we decided to look for a suitable line breaking training course. However, finding a suitable course was much more difficult than we expected." After searching online, Peter came across TTS. Although at the time TTS did not have a specific training course on line breaking, he asked if one could be developed. "We did some training requirements analysis to see exactly what we needed in terms of specific training. TTS took this information away and developed a course from scratch that precisely met our needs". Peter added: "Over the last eight years, more than 100 of our staff have attended the line breaking training from TTS and the feedback we've received has been excellent. Candidates enjoy the mix of theoretical and practical assessments, particularly the training simulation rigs, as they can go onto the factory floor afterwards and put what they've learned into practice by doing risk assessments on pipework."

Peter Carey, Training Business Partner. Kellogg

ELECTRICAL

The Electrical courses cover industrial plant and equipment such as motors, heaters and solenoids and commercial systems such as power, lighting and fire alarms.

INDUSTRIAL ELECTRICAL MAINTENANCE	110	10 DAYS	8
PAT TESTING	160	1 DAY	9
18TH EDITION IET WIRING REGULATIONS	310	3-5 DAYS	10
18TH EDITION UPDATE	300	1 DAY	11
ELECTRICAL INSPECTION AND TESTING	340	4-5 DAYS	12
DESIGN OF ELECTRICAL INSTALLATIONS	350	4 DAYS +	13
ELECTRICAL SAFETY MANAGEMENT	360	1 DAY	14
TEMPORARY ELECTRICAL SYSTEMS: BS7909	370	1 DAY	15
ELECTRICAL SAFETY ON CONSTRUCTION SITES: BS7375	375	1 DAY	16
ELECTRICITY AT WORK (EAW) REGULATIONS	380	1 DAY	17
ATEX: EXPLOSIVE ATMOSPHERES / HAZARDOUS AREAS	390	1 DAY	18
ELECTRICAL DUTY HOLDER (AUTHORISED PERSON)	400	2 DAYS	19
ELECTRICAL ISOLATION & LIVE WORKING	420	1 DAY	20
FIRE ALARM SYSTEM DESIGN	460	2 DAYS	21
FIRE ALARM SYSTEM INSTALLATION AND MAINTENANCE	470	2 DAYS	22



INDUSTRIAL ELECTRICAL MAINTENANCE

Course 110 - 10 Days
Max 8 Candidates

This course is designed to provide basic electrical skills to those who need to perform first-line electrical maintenance tasks – including the safe isolation, replacement and testing of a range of common electrical devices (motors, sensors, heating elements, solenoids, etc) in a safe and effective manner. Importantly, the format of the course is specifically designed so that, when combined with suitable on-site consolidation of training, it will assist the maintenance manager in meeting the legal requirements for employee competence in electrical work.

PARTICIPANTS

No prior electrical knowledge is assumed. The structure and content of the course is aimed at those who currently fulfil a maintenance role, for example mechanical fitters. Many companies use this course to help introduce flexibility to their workforce, as part of a multi-skilling programme.

COURSE PRESENTATION

The course has an extensive 'hands-on' approach, placing emphasis on safe working practice and on the development of useful, practical skills. Comprehensive course notes are provided. Candidates with prior electrical knowledge may attend a shortened version of this course. An eligibility assessment is available on request.

COURSE OBJECTIVES

On completion of the course, participants will be able to:

- practice safe working methods on electrical systems
- understand the relevant regulative requirements
- demonstrate an understanding of electrical principles and units
- identify a wide range of electrical equipment & devices and understand their principles of operation and connections
- understand the principles of earthing / protection and associated protective devices
- demonstrate an understanding of electrical systems, switchgear and circuit types
- diagnose basic faults and recognise their associated symptoms
- work with a range of cable types and carry out correct terminations and connections
- recognise the most common industrial motor types and understand their operation, connections and maintenance requirements
- use electrical test equipment effectively and carry out testing of a range of motors, solenoids, cables, etc. (using insulation, continuity, tong testers, etc)
- identify motor and power circuit faults
- use circuit diagrams as an aid to maintenance
- access electrical enclosures and replace fuses, reset overloads etc
- perform electrical isolation, testing for dead, etc. on a wide range of devices and circuits safely.

Successful completion of the course leads to the award of the Technical Training Solutions Certificate of Competence 110: Industrial Electrical Maintenance.

It is a legal requirement that all electrical equipment (including portable appliances) used at work shall be adequately maintained. In order to meet this requirement, appliances should be inspected and tested at regular intervals. This course provides participants with an understanding of the legal requirements and the expertise to carry out the inspection and testing competently.

PARTICIPANTS

Ideally suited for participants with an appreciation of basic electrical concepts who are involved in either a maintenance or a contracting role and who need to undertake the inspection and testing of electrical equipment. The course is also suitable for participants with no electrical experience, as suitable guidance and support is provided.

COURSE PRESENTATION

There is a high 'hands-on' content within the course, with ample opportunity for participants to use a wide range of leading PAT testers. Comprehensive course notes are provided.

COURSE OBJECTIVES

On completion of the course, participants will be able to:

- understand the dangers associated with PAT testing
- recognise the precautions necessary both for safety – and for the protection of equipment
- understand the legal requirement for testing portable appliances
- assess the required frequency of inspection and testing
- understand the importance of specific identification of equipment
- recognise the testing requirements for different classes of equipment
- carry out visual inspection of appliances and equipment
- carry out the following tests using a wide range of proprietary PAT testers:
 - earth continuity (low and high current)
 - insulation resistance
 - load test
 - earth leakage
- correctly interpret test results and determine appropriate pass levels
- maintain a system of record keeping.

Successful completion of the course leads to the award of the Technical Training Solutions Certificate of Competence 160: PAT Testing.

18TH EDITION IET WIRING REGULATIONS

CITY & GUILDS 2382

Course 310 - 3-5 Days
inc Exam
Max 8 Candidates

The industry-standard qualification for all installation electricians and also increasingly regarded as essential for those involved in (or supervising) electrical work. The legislation regarding employee competence in electrical work requires that anyone involved in certain electrical activities – for example, selecting sizes of cable or types of fuse – must be aware of the requirements of the Regulations. A one-day bridging course is available for candidates who have recently completed the 17th Edition course – See Course No 300: 18th Edition Update for details.

PARTICIPANTS

Ideal for all those involved in electrical work of any kind. Participants should have an understanding of electrical principles together with an appreciation of electrical installation work practice.

COURSE OBJECTIVES

This course is designed to provide participants with the knowledge necessary to successfully sit the City & Guilds 2382-18 examination, as well as gaining useful information about the technical issues in the Regulations that will help in their work activities. The thorough grounding provided by this course will also properly prepare candidates to progress on to the other City & Guilds courses (the inspection and testing and design courses).

On completion of the course, participants will understand:

- the regulative requirements
- the scope and object of the Regulations
- the fundamental requirements for safety
- the definitions and terms used in the Regulations
- how protection for safety is achieved
- the correct methods of selection and erection
- the requirements for special locations
- how inspection and testing should be carried out
- how to use the Regulations in the design, construction and maintenance of installations.

Successful completion of the course leads to the City & Guilds 2382-18: Level 3 Award in the Requirements for Electrical Installations (BS7671: 2018).

18TH EDITION UPDATE

CITY & GUILDS 2382

Course 300 - 1 Day
inc Exam
Max 8 candidates

A bridging course is available for candidates who use the Regulations on a regular basis and have attended the full 17th Edition course in recent years.

PARTICIPANTS

Only candidates who are in possession of the C&G 2382-15 qualification are eligible for this course. This means that they would have attended the full course and passed the examination between 2015 and 2018. The reference number is shown at the bottom of the C&G certificate. An eligibility assessment is available on request.

COURSE PRESENTATION

The course is presented on the assumption that only the latest changes between the 17th and 18th Edition Regulations need to be taught. There is a little time to quickly recap the key technical issues in the Regulations but not at the same depth as the full 3.5 day course. Students are loaned copies of the IET 18th Edition Regulations for use during the course and are provided with a free copy of the Unite / Technical Training Solutions publication: The Electricians Guide to Good Electrical Practice.

COURSE OBJECTIVES

This course is designed to provide participants with the knowledge necessary to be successful in the City & Guilds 2382-18 examination. This is the same examination that is attempted at the end of the full 3.5 day course, and of course this is why the eligibility criteria is quite strict.

Successful completion of the course leads to the City & Guilds 2382-18: Level 3 Award in the Requirements for Electrical Installations (BS7671: 2018).

ELECTRICAL INSPECTION & TESTING

CITY & GUILDS 2391

Course 340 - 4-5 Days
inc Exams
Max 8 candidates

Aimed at electrical personnel who either carry out or supervise the testing and inspection of installations, this course is designed for candidates who require the City & Guilds 2391 qualification. Most importantly, participants gain the skills and knowledge necessary to actually perform the inspection and testing procedures. The course also satisfies the NICEIC & ECA requirements for Qualified Supervisor status. The course incorporates a practical assessment and a theory examination.

PARTICIPANTS

Prospective candidates should have recently completed the IET Wiring Regulations (City & Guilds 2382-18) qualification, see course 310.

PRACTICAL INSPECTION & TESTING

During the course, candidates learn how to inspect and test using training rigs that simulate real electrical installations, using the test equipment provided or their own.

Candidates then complete the C&G practical assessment.

COURSE PRESENTATION

The emphasis is on achieving success and Technical Training pride themselves on their success rate in the examinations. Participants are able to practice on purpose-built training rigs of simulated electrical installations. Full course documentation is provided.

THEORY OF INSPECTION & TESTING

During the course, candidates learn about the complex background technical information concerning the many issues associated with inspection and testing. Many practical examples of the types of questions that might come up in the examination are provided and advice on how these should be answered is provided.

Candidates then complete the C&G theory examination.

Successful completion leads to the City & Guilds 2391-52: Level 3 Award in the Initial & Periodic Inspection and Testing of Electrical Installations.

DESIGN OF ELECTRICAL INSTALLATIONS

CITY & GUILDS 2396

Course 350 - 5 Days
inc Exam + Project
Max 8 candidates

This course provides participants with all the necessary skills and knowledge to design electrical installations. The ability to design is required before new installations are constructed and also when additions or alterations to existing installations are required.

The course develops the knowledge and ability of the candidates to the required level of competence for them to sign the Electrical Installation Certificates required by BS7671.

PARTICIPANTS

The course is intended for candidates who have already attended the 18th Edition / C&G 2382-18 (Course 310) and the Inspection, Testing & Certification / C&G 2391 (Course 340). The course builds on the knowledge and skills that candidates have gained from these courses.

COURSE PRESENTATION

Instructor-led practical examples of how electrical installations should be designed are given. The course consists of several design exercises for the candidates to carry out, which evaluate and explore the process of design in terms of general characteristics, protection for safety, and selection and erection. Comprehensive course notes are provided.

COURSE OBJECTIVES

On completion of the course, participants will be able to:

- design electrical installations, performing all necessary calculations
- verify that a design complies with the Regulations
- conduct an initial verification of a new electrical installation
- conduct an initial inspection of an electrical installation
- design, verify and inspect electrical installations in compliance with current safety legislation and BS7671.

Candidates are required to complete a 40-hour tutor-assessed design project which underpins the process and principles of design.

Successful completion of the course leads to the City & Guilds 2396: Level 4 Award in the Design & Verification of Electrical Installations.

ELECTRICAL SAFETY MANAGEMENT

Course 360 - 1 Day
Max 8 Candidates

IET CODE OF PRACTICE

We know that there is a risk of injury when using electricity - but there are also issues such as disruption to business, financial penalties and prosecutions - which can impact on the positive aspects of day to day working. The IET have recognised this and have created a code of practice to give structure to managing electrical systems through safe principles of working.

PARTICIPANTS

This course is intended for Engineering and Maintenance Managers and other employees who have responsibilities for policies / procedures or the allocation of work or the condition of equipment. Prospective candidates should have recently attended the course on the EAW Regulations, see course 380.

COURSE PRESENTATION

During the presentation, candidates will explore the code of practice, reinforce their knowledge of management tools to assist in the electrical control issues and complete the self assessment evaluation for their business.

COURSE OBJECTIVES

On completion of the course, participants will understand:

- how to apply the IET Code of Practice
- how the code of practice impacts on policies, procedures and people
- how competence should be verified
- the control measures that may need to be employed against the hazards of electricity
- how to conduct a self-assessment of a company's electrical safety system
- how to interpret results and gather information to provide continuous improvement.

Successful completion of the course leads to the award of the Technical Training Solutions Certificate of Achievement 360: Electrical Safety Management (IET Code of Practice).

TEMPORARY ELECTRICAL SYSTEMS

BS7909

Course 370 - 1 Day
Max 8 candidates

This course deals with the requirements of BS7909: 2011 - The Code of Practice for the creation and operation of Temporary Electrical Systems for Entertainment and Related Purposes. BS7909 is used in a huge range of events beyond the scope of the IET Regulations. The Standard outlines the necessary management arrangements and the required range of electrical supplies, heavy-duty flexible cables and portable distribution units needed. The systems used range from very simple to highly complex and the Standard gives recommendations for all temporary electrical systems.

PARTICIPANTS

The course is intended for those involved in all aspects of electrical work that is required to comply with BS7909. An understanding of electrical principles together with an appreciation of electrical installation working practices is required. Participants should possess a recent City & Guilds 2382 qualification (IET Wiring Regulations, BS7671).

COURSE PRESENTATION

The course is presented in a helpful and informative way, making frequent reference to the typical electrical problems encountered in these systems and offering practical solutions. Students are loaned copies of BS7909 for use during the course – and are provided with Technical Training Solutions' course notes which provide explanations of the various requirements.

COURSE OBJECTIVES

This course is designed to provide participants with the knowledge necessary to successfully sit Technical Training Solutions' multiple-choice examination, as well as gaining useful information about the technical issues in the Standard that will help in their own work activities. On completion of the course, participants will understand

- the required management arrangements
- the meaning of 'small/simple' and 'large/complex' events
- the cables and connectors required
- the earthing and bonding arrangements required
- the requirements for RCDs
- why earth fault loop impedance and voltage drop limits are important
- how inspection and testing should be performed and the documentation required.

Successful completion of the course leads to the award of the Technical Training Solutions Certificate of Achievement 370: Temporary Electrical Systems (BS7909: 2011).

ELECTRICAL SAFETY ON CONSTRUCTION SITES

Course 375 - 1 Day
Max 8 candidates

BS7375

This course deals with the requirements of BS7375: 2010 - The Code of Practice for the distribution of electricity on construction and demolition sites. BS7375 complements the requirements of BS7671: IET Wiring Regulations. The Standard outlines the necessary arrangements relating to materials, appliances and components, the required range of electrical supplies, system design and work on and off-site.

PARTICIPANTS

The course is intended for those involved in electrical work that is required to comply with BS7375 or for construction and project managers who need to gain an understanding of the Standard without the need to actually perform electrical work on construction sites.

COURSE PRESENTATION

The course is presented in a helpful and informative way, making frequent reference to the way the Standard relates to practical issues. Students are loaned copies of BS7375 for use during the course – and are provided with Technical Training Solutions' course notes which provide explanations of the various requirements.

COURSE OBJECTIVES

This course is designed to provide participants with the knowledge necessary to understand the information about the electrical construction site safety in the Standard that will help in their own work activities and ensure compliance with the H&S issues.

On completion of the course, participants will understand:

- how power should be distributed on a construction site
- the requirements of the Wiring Regulations regarding construction sites
- the electrical equipment and accessories that should be used
- the requirements for plugs, socket outlets and cabling on construction sites
- the safe working practices, signs and notices required
- how inspection and testing should be performed and the documentation required.

Successful completion of the course leads to the award of the Technical Training Solutions Certificate of Achievement 375: Electrical Safety on Construction Sites (BS7375: 2010).

ELECTRICITY AT WORK REGULATIONS

Course 380 - 1 Day
Max 8 candidates

What makes a person legally competent to do electrical work? In what way is the requirement for competency in electrical work more stringent than for other types of work? Who is responsible for ensuring that electrical tasks at work are carried out correctly? When is it legally permissible to work live? These are just some of the questions dealt with on this informative course – essential for all electrical engineers, electricians, supervisors – indeed anyone who works with electricity.

PARTICIPANTS

This course is essential for anyone involved in any form of electrical work including those who are responsible for supervising the electrical work activities of others.

COURSE PRESENTATION

This important subject is illustrated throughout by reference to real-life situations and practical applications. Comprehensive course notes are provided.

COURSE OBJECTIVES

On completion of the course, participants will have a thorough understanding of the current legal requirements regarding:

- the concept of 'duty holder'
- electrical systems, work activities and protective equipment
- the strength and capabilities of electrical equipment
- electrical equipment in adverse or hazardous environments
- the provision of insulation, barriers, etc
- earthing, bonding and other means of protection
- the integrity of referenced conductors
- the suitability of electrical connections
- protection from overload and short-circuit currents
- disconnection and isolation of circuits
- precautions for safe isolation
- working live
- required working space, access and lighting
- the concept of 'competence' in electrical work.

Successful completion of the course leads to the award of the Technical Training Solutions Certificate of Achievement 380: Electricity at Work Regulations.

Explosive atmospheres or Hazardous Areas (where a flammable vapour, gas or dust is present) are found in many sectors of industry. This course provides participants with an understanding of the dangers of working in hazardous areas, the methods by which explosions are prevented and the requirements of the ATEX and DSEAR Directives.

PARTICIPANTS

Anyone involved in carrying out work in hazardous areas, or supervising others in carrying out such work will benefit from this course. No prior knowledge of explosion protection is required.

COURSE PRESENTATION

This informative course deals with practical issues in an informal way making full use of videos and providing plenty of opportunity for participants to raise their own questions. Participants are provided with useful reference documentation.

COURSE OBJECTIVES

On completion of the course, participants will have a thorough understanding of:

- the dangers of dust, gas, vapour and mist in the air
- zone diagrams and the meaning of Zones 0, 1, 2 and 20, 21 and 22
- equipment temperature classifications and gas grouping
- the upper and lower flammable limits of gases and vapours
- the factors that caused a range of example industrial explosions to occur
- identifying the protection methods used (Ex ia, Ex ib, Ex d, Ex p, Ex e, Ex m, etc)
- the commonly used ATEX symbols marked on equipment
- deciphering rating plates of ATEX equipment
- identifying the suitability of equipment for each zone
- the importance of assembling cable glands and enclosure seals correctly
- the dangers of explosive vapours travelling along ducts, channels, cable conduits etc
- evaluating the maintenance requirements of equipment in hazardous areas
- the application of the ATEX and DSEAR Directives.

Successful completion of the course leads to the award of the Technical Training Solutions Certificate of Achievement 390: ATEX (Explosive Atmospheres).

ELECTRICAL DUTY HOLDER

(AUTHORISED PERSON)

Course 400 - 2 Days
Max 8 candidates

Many employers are justifiably concerned that, in the absence of a formal and routine method of assessing competence, it would be difficult to prove compliance with current statutory regulations. This course is designed to provide real evidence that personnel can safely carry out electrical and mechanical isolations and safely work live. Repeating the course at regular intervals ensures that personnel retain the essential knowledge and continue to use best practices. For companies that prefer the course on-site, company-specific documentation and procedures can be incorporated into the course.

PARTICIPANTS

This course is not an entry-level course. Prior electrical competence is assumed. An eligibility assessment for access to this course is available on request.

COURSE PRESENTATION

The course covers the statutory regulations, safe systems of work, isolation procedures and working live. Each candidate must complete both a knowledge based assessment and a practical assessment to ensure their understanding of the issues and an ability to apply best practices. Comprehensive course notes are provided.

COURSE OBJECTIVES

On completion of the course, participants will be able to:

- understand the relevant statutory regulations (the Electricity at Work Regulations, etc)
- understand the dangers associated with electricity and moving machinery
- describe how mechanical isolations differ from electrical isolations
- correctly and safely test for dead in single and three phase systems
- perform safe electrical isolations in a range of common industrial scenarios
- understand how to legally justify live working
- recognise the precautions necessary for safety and protection of equipment
- understand the importance of using insulated tools
- safely carry out live functional testing procedures.

Successful completion of the course leads to the award of the Technical Training Solutions Certificate of Competence 400: Electrical Duty Holder (Authorised Person).

The Duty Holders course is a combination of the EAW Regs (380) and the Electrical Isolation & Live Working (420) courses. It combines an understanding of the legal requirements with performance of safe isolation and live working to produce strong evidence for the candidates' competence.

ELECTRICAL ISOLATION & LIVE WORKING

Course 420 - 1 Day
Max 8 candidates

This course is designed to provide evidence that personnel can safely perform electrical isolations and live work. These two subjects are inextricably linked, since any electrician will at some point find themselves attempting to isolate equipment and that equipment will potentially be live. The course explores the correct procedures to be adopted and the protective equipment necessary for isolation and live working. For companies that prefer the course on-site, site-specific company documentation and procedures can be incorporated into the course. Repeating the course at regular intervals ensures that personnel retain the essential knowledge and continue to employ best practices.

PARTICIPANTS

This course is not an entry-level course. Prior electrical competence is assumed. An eligibility assessment for access to this course is available on request.

COURSE PRESENTATION

The candidates work on a series of training rigs which simulate the most common scenarios that are likely to be encountered in industrial situations. Comprehensive course notes are provided.

COURSE OBJECTIVES

On completion of the course, participants will be able to:

- understand the dangers associated with electricity and moving machinery
- describe how mechanical isolations differ from electrical isolations
- correctly and safely test for dead in single and three phase systems
- perform safe electrical isolations in a range of common industrial scenarios
- understand how to legally justify live working
- recognise the precautions necessary for safety and protection of equipment
- understand the importance of using insulated tools
- safely carry out live functional testing procedures.

Successful completion of the course leads to the award of the Technical Training Solutions Certificate of Competence 420: Electrical Isolation & Live Working.

Candidates for this course should consider attending the course on the EAW Regs (380) first, unless they are already conversant with the legal requirements. This course (No 420), when combined with course 380, is available as one complete course called 'Duty Holder' - this is course No 400, described on the previous page.

FIRE ALARM SYSTEM DESIGN

Course 460 - 2 Days
Max 8 candidates

It is the responsibility of the designer to ensure that a modern fire alarm system is fully compliant with both statutory and non-statutory regulations and standards, that false alarms are infrequent and that a real fire is detected quickly without damage to property or loss of life. This course provides delegates with the knowledge and skills necessary to design these systems competently. Candidates who attend this course may also like to attend course 470: Installation & Maintenance of Fire Alarms. Candidates who attend both of the fire alarm courses would be able to commission a fire alarm system.

PARTICIPANTS

The course is designed for those who have an electrical background (for example maintenance electricians) or for those who have successfully completed course 110: Electrical Maintenance Skills.

COURSE PRESENTATION

The course is structured to follow the same logical decision making processes used in the design of a fire detection and alarm system. Each candidate is loaned a copy of the latest standards for reference during the course. The use of on-going assessments and a complete design project ensure that the candidates are able to meet the objectives of the course. Comprehensive course notes are provided.

COURSE OBJECTIVES

On completion of the course, participants will be able to:

- understand the way in which a large fire alarm system would be designed and zoned
- specify the import of the British Standards and Regulations relating to fire alarm systems
- identify the advantages and disadvantages of 4 wire, 2 wire and analogue systems
- state the defining features of the three categories of fire alarm system
- identify the advantages and disadvantages of the various types of detectors, beacons and sounders used in fire alarm systems
- understand the requirements of BS5839 with regard to the positioning of components
- identify the cabling requirements for mains supplies and detectors etc
- perform the necessary battery capacity calculations
- produce the required drawings, documents and certificates.

Successful completion of the course leads to the award of the Technical Training Solutions Certificate of Competence 460: Fire Alarm System Design.

FIRE ALARM SYSTEM INSTALLATION & MAINTENANCE

Course 470 - 2 Days
Max 8 candidates

Modern fire alarm systems require careful, validated installation and maintenance to ensure that false alarms are infrequent and that a real fire would be detected quickly without damage to property or loss of life. This course provides delegates with the knowledge and skills necessary to work on these systems competently. Candidates who attend this course may also like to attend course 460: Design of Fire Alarms. Candidates who attend both of the fire alarm courses would be able to commission a fire alarm system.

PARTICIPANTS

The course is designed for those who have an electrical background (for example maintenance electricians) or for those who have successfully completed course 110: Electrical Maintenance Skills.

COURSE PRESENTATION

The course is presented using 4 wire, 2 wire and analogue addressable fire alarm panels and associated components so that candidates learn how the devices fit into the system, how they function and the way in which they should be configured, connected and tested. On-going assessments are used to ensure that the candidates are able to meet the objectives of the course. Comprehensive course notes are provided.

COURSE OBJECTIVES

On completion of the course, participants will be able to:

- understand the way in which a large fire alarm system would be connected and zoned
- specify the import of the British Standards and Regulations relating to fire alarm systems
- identify the main connections, component parts and indications on typical fire panels
- identify the required end of line (EOL) terminations and the cabling requirements for mains supplies and detectors etc
- recognise the various types of detectors used in fire alarm systems
- read and understand a typical schedule for a large fire alarm system
- identify the dangers involved in incorrectly connecting detectors and Manual Call Points (MCPs)
- connect a fire alarm panel (using EOLs) to a variety of detectors, sounders, MCPs etc
- find faulty detectors, cabling, configuration errors, etc on a simulated system
- test and inspect a fire alarm system using walk tests, making measurements, testing for functionality of detectors etc
- complete the relevant certificates to validate a functional commercial system.


Successful completion of the course leads to the award of the Technical Training Solutions Certificate of Competence 470: Fire Alarm System Installation & Maintenance.



INSTRUMENTATION

Instrumentation involves working on high-tech electronic equipment such as industrial measurement systems, PLCs, inverters and controllers.

CONTROL AND INSTRUMENTATION	500	5 DAYS	26
INSTRUMENTATION	510	3 DAYS	27
3 TERM PID CONTROLLER TUNING	515	2 DAYS	28
PLC FAULT FINDING	520	3 DAYS	29
PLC PROGRAMMING	530	5 DAYS	30
ELECTRICAL PROBLEM SOLVING	540	3 DAYS	31
SOLDERING	560	3 DAYS	32
ELECTRONIC FAULT FINDING	570	5 DAYS	33
MOTION CONTROL	575	3 DAYS	34
AC INVERTER DRIVES	580	2 DAYS	35
STEPPERS AND SERVOS	590	1 DAY	36



CONTROL AND INSTRUMENTATION

Course 500 - 5 Days
Max 8 candidates

This course covers the key aspects of current instrumentation and process control technology and is designed to enable maintenance personnel to carry out commissioning, calibration and maintenance of the typical devices used for measurement and control in industrial systems.

PARTICIPANTS

The course is ideal for those who presently possess some electrical knowledge, work in a maintenance environment and seek to expand their activities to include process control and instrumentation systems.

COURSE PRESENTATION

The course is extensively 'hands on', giving participants considerable practical experience of the devices typically found in industry. Comprehensive course notes are provided.

COURSE OBJECTIVES

On completion of the course, participants will be able to:

- understand the health and safety implications of working with closed-loop control systems
- identify the various methods of signal transmission
- correctly connect electrical and air-powered devices
- understand the equipment used in temperature, pressure, level and flow measurement
- understand current loops and recognise the common output devices
- correctly use a range of industrial calibration equipment
- correctly connect, commission and calibrate current loop devices, temperature transmitters, pressure switches, pressure sensors, dp cells, ultrasonic level meters, load cell amplifiers, I to P converters and HART devices
- understand the principles of turbidity, density, pH, and weight measurement
- understand the relevance of the 3 term PID strategy used in controllers
- identify the capabilities of a controller from its exterior markings
- configure a range of industry standard electronic controllers
- manually tune an electronic controller
- determine when a controller is correctly tuned.

The Instrumentation and Process control course is a combination of the Instrumentation (510) and the 3 Term PID Controller Tuning (515) courses. It combines the knowledge of industrial measurement and the skills associated with industrial controllers to ensure that candidates fully understand modern process control systems.

Successful completion of the course leads to the award of the Technical Training Solutions Certificate of Competence 500: Control and Instrumentation.

This course covers the key aspects of industrial instrumentation and is designed to enable maintenance personnel to carry out commissioning, calibration and maintenance of the typical devices used for measurement in industrial systems.

PARTICIPANTS

The course is ideal for those who presently possess some electrical knowledge, work in a maintenance environment and seek to expand their activities to include instrumentation systems. The 3 Term PID Controller Tuning (course 515) is the perfect compliment to this course, as it explores how the instrumentation sensors would be used in a complete closed-loop control system.

COURSE PRESENTATION

The course is extensively 'hands on', giving participants considerable practical experience of the devices typically found in industry. Comprehensive course notes are provided.

COURSE OBJECTIVES

On completion of the course, participants will be able to:

- understand the health and safety implications of working with closed-loop control systems
- identify the various methods of signal transmission
- correctly connect electrical and air-powered devices
- understand the equipment used in temperature, pressure, level and flow measurement
- understand current loops and recognise the common output devices
- correctly use a range of industrial calibration equipment
- correctly connect, commission and calibrate current loop devices, temperature transmitters, pressure switches, pressure sensors, dp cells, ultrasonic level meters, load cell amplifiers, I to P converters and HART devices
- understand the principles of turbidity, density, pH, and weight measurement.

Successful completion of the course leads to the award of the Technical Training Solutions Certificate of Competence 510: Instrumentation.

3 TERM PID CONTROLLER TUNING

Course 515 - 2 Days
Max 8 candidates

Three-term controllers continue to play an important role in many industrial processes and this course is designed to provide the skills and understanding necessary to effectively maintain control systems which utilise this technology.

PARTICIPANTS

Those attending the course should preferably have an understanding of the input / output devices typically used in process control systems. No prior knowledge of electronic controllers is required. The course is ideal for those who have attended course 510 (Instrumentation), and who wish to further enhance their instrumentation skills.

COURSE PRESENTATION

An extensively 'hands-on' approach is used throughout, with participants gaining substantial practical experience in the configuration, calibration and tuning of a range of industry-standard controllers. The course is supported by comprehensive course notes with the candidates gaining experience of Eurotherm, West and other manufacturers' controllers.

COURSE OBJECTIVES

On completion of the course, participants will be able to:

- understand the safety implications of working on closed-loop control systems
- understand the relevance of the 3 term PID strategy used in a controller
- identify the capabilities of a controller from its exterior markings
- configure a range of industry standard electronic controllers
- manually tune an electronic controller
- determine when a controller is correctly tuned.

Successful completion of the course leads to the award of the Technical Training Solutions Certificate of Competence 515: 3 Term PID Controller Tuning.

PLC FAULT FINDING

Course 520 - 3 Days
Max 8 candidates

Programmable logic controllers are commonplace in all areas of industry. Accordingly it becomes ever more important that maintenance personnel should be able to carry out effective fault finding on these systems.

PARTICIPANTS

This course will be invaluable to anyone involved in the maintenance of control systems which incorporate a PLC. Participants should ideally have an understanding of electrical principles.

COURSE PRESENTATION

The emphasis throughout is on useful, practical skills and their application in the context of common industrial situations. Much of the course is given over to 'hands-on' experience and the maintenance skills that are required when working with PLCs. The various main PLC manufacturers are represented on the course - Allen Bradley, Siemens, Mitsubishi and Omron. Candidates gain experience of each of these types, and this generic knowledge helps to prepare them to deal with any type of PLC in the future. Comprehensive course notes are provided.

COURSE OBJECTIVES

On completion of the course, participants will be able to:

- understand the safety issues involved with a PLC and appreciate the need for safe working practices
- understand how a PLC is incorporated into modern industrial control systems, and the typical applications they are put to
- understand the logic functions performed by basic PLC instructions
- understand the methods of addressing inputs and outputs of a PLC
- understand the various methods of transmitting signals to and from a PLC
- identify the range of I/O modules available
- understand the use of battery back-up and ROM
- recognise ladder diagrams, statement lists and control system flowcharts
- use personal computers to interrogate PLCs
- monitor I/O lines to determine correct operation
- modify timers and counters
- safely use I/O forces as an aid to fault finding
- carry out fault finding on PLC controlled systems using systematic methods
- back-up programs and restore them back to a PLC.

Successful completion of the course leads to the award of the Technical Training Solutions Certificate of Competence 520: PLC Fault Finding.

PLC PROGRAMMING

Course 530 - 5 Days
Max 8 candidates

Modern PLC based control and automation systems often have improvements and modifications made, resulting in changes needing to be made to the PLC program. This course provides the skills necessary to understand how typical modern industrial PLC programs work, how to make changes to existing programs and how to create small programs from scratch.

PARTICIPANTS

The course is designed for those who have an electrical background (for example maintenance electricians) who have successfully completed course 520 (PLC Fault Finding). Candidates who subsequently attend more advanced manufacturer-specific programming courses will find that their progress is enhanced by this foundation in PLC programming.

COURSE PRESENTATION

The course is presented using a wide range of industrial PLCs so that candidates learn how different manufacturers employ the programming languages involved. Allen Bradley, Siemens, Mitsubishi and Omron PLCs are used to control a complex training rig incorporating conveyors, solenoids, motors and industrial sensors as a 'target' system to gain the necessary programming skills. Comprehensive course notes are provided.

COURSE OBJECTIVES

On completion of the course, participants will be able to:

- state the dangers of modifying PLC programs
- use subroutines to structure programs
- use labels and comments correctly
- employ logical commands
- select appropriate types of timers and program them
- select appropriate types of counters and program them
- program mathematical operations (greater than, equal to etc)
- create a PLC program to control a complex machine incorporating several motors, solenoids and sensors,
- create programs on several different manufacturers' PLCs.

Successful completion of the course leads to the award of the Technical Training Solutions Certificate of Competence 530: PLC Programming.

ELECTRICAL PROBLEM SOLVING

Course 540 - 3 Days
Max 8 candidates

Many modern electrical control systems incorporate programmable logic controllers, variable speed drives, safety relays and other complex control devices. Electricians working in industry have often had no formal training on these devices. This course provides candidates with the experience of electrical problem solving in control circuits which incorporate these complex control devices under the supervision of experts in their field.

PARTICIPANTS

Suitable for all electrical maintenance personnel and candidates who complete course 110.

COURSE PRESENTATION

The course is presented using demonstration rigs, incorporating real industrial motors and control systems. Faults are introduced to the systems and participants are then guided on how the faults can be diagnosed and rectified. Particular emphasis is placed on the procedures necessary to prevent the simulated faults from recurring in real-world situations. Comprehensive course notes are provided.

COURSE OBJECTIVES

On completion of the course, participants will be able to:

- work safely on modern integrated systems
- apply a systematic and logical approach to fault finding
- recognise, understand and deal with
 - faults that involve programmable logic controllers
 - faults that involve variable speed drives
 - faults that involve safety relays
- eliminate the root causes of electrical faults
- apply improvements to systems so that faults do not re-occur
- deal with complex faults on modern integrated systems more efficiently.

Successful completion of the course leads to the award of the Technical Training Solutions Certificate of Competence 540: Electrical Problem Solving.

This course provides all the skills necessary to work on modern electronic printed circuit boards. It is intended for candidates who have an understanding of electronics principles, but have little or no experience of working on modern electronic systems or equipment down to component level. It complements the Electronic Fault Finding (Course 570).

Throughout the course best practice will be observed as described in International Standards (such as IPC610).

PARTICIPANTS

This course is essential for anyone involved in repair and maintenance of electronic systems and equipment, including those who are responsible for supervising the repair and quality of electronic systems and equipment.

COURSE PRESENTATION

This important subject is presented throughout by reference to best practice (such as IPC610) and generous amounts of practical work. Comprehensive notes are provided along with all the necessary soldering and rework equipment.

COURSE OBJECTIVES

On completion of the course, participants will have a thorough understanding of the requirements involved in the repair and maintenance of printed circuit boards to the IPC610 Standard. Candidates will:

- apply safe working practices
- understand the problems of electrical over stress (EOS) and electrostatic discharge (ESD)
- identify the various types of components used:
(through-hole, SMT, QFP, DIL, LCC, Gull-Wing etc)
- determine component values from case markings
- prepare wires for soldering
- select the correct grades of solder
- understand the hazards and use of fluxes and cleaning solvents
- correctly solder unsupported and supported through-hole PCB components
- correctly solder SMD devices, including QFP, DIL, LCC, Gull-Wing etc to PCBs
- remove and replace solder joints and components on PCBs using: solder wick, soldering irons, heated tweezers and hot air rework stations
- inspect PCBs to ensure compliance with industry standards.

Successful completion of the course leads to the award of the Technical Training Solutions Certificate of Competence 560: Soldering.

ELECTRONIC FAULT FINDING

Course 570 - 5 Days
Max 8 candidates

Many specialised electronic circuits used in industry do not have modern replacements available. This course provides participants with the knowledge and skills necessary to perform fault finding on electronic circuits like these to component level. It also provides the skills and knowledge required to understand electronic circuits and make repairs and modifications to them. It complements the Soldering & PCB Repair (Course 560).

PARTICIPANTS

The course is intended for those who have an electrical background and who wish to extend their work into the field of electronics.

COURSE PRESENTATION

The course provides participants with an understanding of electronic components and how they would be used in electronic circuits. Participants then develop their knowledge and their testing, measurement and fault finding skills on a range of industrial electronic circuits with switched faults, using oscilloscopes, logic probes and other test equipment to diagnose them. Comprehensive course notes are provided.

COURSE OBJECTIVES

On completion of the course, participants will be able to:

- apply suitable safety precautions when working on electronic equipment (anti-static precautions, electric shock hazards etc)
- identify electronic components and read their values (passive components, transistors, voltage regulators, ICs etc)
- understand the operation of electronic components within circuits
- read electronic circuit diagrams
- use electronic test equipment to analyse circuits (oscilloscopes, logic probes etc)
- apply a systematic approach to fault finding
- locate a range of faults to component level (on a selection of simple to complex electronic circuit boards).

Successful completion of the course leads to the award of the Technical Training Solutions Certificate of Competence 570: Electronic Fault Finding.

MOTION CONTROL

Course 575 - 3 Days
Max 8 candidates

Modern motion control systems use a variety of technologies including inverters, servos, steppers etc. This course covers everything a technician needs to maintain motion control systems.

PARTICIPANTS

Suitable for anyone who is required to maintain or configure motion control systems (electricians, instrument technicians, etc). Whilst a knowledge of basic electrical principles is desirable, no prior knowledge of motor theory or electronics is necessary.

COURSE PRESENTATION

The practicalities of configuring, fault-finding and maintenance are demonstrated and then practised by participants on purpose built training rigs allowing considerable experience to be gained on a representative range of proprietary motion control systems. The course is supported by comprehensive course notes. Candidates gain experience of using Danfoss, Siemens, Mitsubishi, Omron and Allen Bradley drive systems.

COURSE OBJECTIVES

On completion of the course, participants will be able to:

- apply safe working practices when working with motion control systems
- demonstrate an understanding of the principles of operation of a range of motion control systems
- correctly configure, operate and monitor motion control systems
- identify and correct configuration errors
- differentiate between drive faults, motor faults and power faults
- differentiate between control / power circuit drive faults
- appreciate the concepts of fieldbus communications and SCADA systems.

The Motion Control course is a combination of the Inverter Drives (580) and the Steppers & Servos (590) courses. It combines the knowledge of Inverters and the skills associated with Steppers & Servos to ensure that candidates fully understand modern motion control systems.

Successful completion of the course leads to the award of the Technical Training Solutions Certificate of Competence 575: Motion Control.

Manufacturers of inverter drives report that of the units returned to them as faulty, up to 80% do not reveal any defects. Such returns are more a result of incorrect programming or fault diagnosis by maintenance personnel. This comprehensive course is designed to counter such difficulties by enabling the maintenance engineer to correctly set up, maintain and carry out effective fault-finding on inverter drive systems. Unlike some product specific courses, this course is substantially generic; effectively covering most of the variable speed drive systems found in industry today and providing a thorough understanding of drive operation within the context of industrial systems.

PARTICIPANTS

Suitable for anyone who is required to maintain or configure inverter drives (electricians, instrument technicians, etc). Whilst a knowledge of basic electrical principles is desirable, no prior knowledge of motor theory or electronics is necessary.

COURSE PRESENTATION

The practicalities of configuring, fault-finding and maintenance are demonstrated and then practised by participants on purpose built training rigs allowing considerable experience to be gained on a representative range of proprietary inverter drive systems. The course is supported by comprehensive course notes. Candidates gain experience of using Danfoss, Siemens, Mitsubishi, Omron and Allen Bradley drive systems.

COURSE OBJECTIVES

On completion of the course, participants will be able to:

- apply safe working practices when working with variable speed drives
- demonstrate an understanding of the principles of operation of a range of inverter drive systems
- correctly configure, operate and monitor inverter drive systems
- identify and correct configuration errors
- differentiate between drive faults, motor faults and power faults
- differentiate between control / power circuit inverter drive faults
- appreciate the concepts of fieldbus communications and SCADA systems.

Successful completion of the course leads to the award of the Technical Training Solutions Certificate of Competence 580: AC Inverter Drives.

STEPPERS & SERVOS

Course 590 - 1 Day
Max 8 candidates

In all industries, the requirement for increasingly precise motion control has led to a vast increase in the use of stepper and servo systems. The apparent complexity of these systems often persuades maintenance managers to out source the maintenance requirement. This comprehensive course is designed to enable the maintenance engineer to correctly set up, tune, maintain and carry out effective fault-finding on both stepper and servo systems, without the need to outsource. Unlike some product-specific courses, this course is substantially generic - effectively covering most of the stepper and servo systems found in industry today.

PARTICIPANTS

Suitable for anyone who is required to maintain or configure stepper or servo systems (electricians, instrument technicians, etc). Whilst a knowledge of basic electrical principles is desirable, no prior knowledge of motor theory or electronics is necessary.

COURSE PRESENTATION

The practicalities of configuring, fault finding and maintenance are demonstrated and then practised by participants on purpose-built training rigs allowing considerable experience to be gained on a representative range of proprietary steppers and servo drive systems. The course is supported by comprehensive course notes.

COURSE OBJECTIVES

On completion of the course, participants will be able to:

- apply safe working practices when working with stepper or servo systems
- understand the principles of operation of stepper and servo systems
- correctly configure, operate and monitor stepper and servo systems
- identify and correct configuration errors
- differentiate between drive faults, motor faults and power faults
- differentiate between control / power circuit drive faults
- appreciate the concepts of fieldbus communications and SCADA systems.


Successful completion of the course leads to the award of the Technical Training Solutions Certificate of Competence 590: Steppers and Servos.



MECHANICAL

The Mechanical courses deal with issues such as operator asset care, fabrication, lubrication, tensioning, adjustment and alignment.

MECHANICAL ISOLATION	620	1 DAY	40
HYDRAULICS	650	4 DAYS	41
PNEUMATICS	660	4 DAYS	42
COMPRESSED AIR SAFETY: HSG39	665	1 DAY	43
MECHANICAL MAINTENANCE SKILLS	700	5 DAYS	44
ABRASIVE WHEELS	720	1 DAY	45
MACHINE MAINTENANCE FOR OPERATORS	730	3 DAYS	46
MAINTENANCE OF PLUMBING SYSTEMS	740	3 DAYS	47
LINE BREAKING: HSG253	760	1 DAY	48
BENCH FITTING	780	3 DAYS	49
WELDING (MIG, TIG, STICK)	790	5 DAYS	50



MECHANICAL ISOLATION

Course 620 - 1 Day
Max 8 candidates

All employees working in and around moving machinery will at some time switch it off to perform cleaning, re-alignment or adjustments, changes to parts of the machinery, etc. In order to be confident that they are safely isolating the machine (in a mechanical context) this valuable course can be used to highlight the dangers, the issues they should be thinking about and also remind them of the best practices that should be applied when performing a mechanical isolation. It can also incorporate company-specific isolation procedures.

PARTICIPANTS

Aimed at process operators, supervisors, technicians, maintenance engineers and all employees who switch machinery off to carry out work.

COURSE PRESENTATION

Various training rigs are used to show how a mechanical, isolation can be effected safely. The candidates practice writing down the procedure that they would follow and then apply it to the training rigs. Any deficiencies in their procedure are pointed out and they are reminded of the associated dangers. This process is repeated until they are able to perform the isolations correctly. The course is supported by comprehensive course notes.

COURSE OBJECTIVES

On completion of the course, participants will be able to:

- understand the legal issues associated with performing mechanical isolations
- identify the dangers of moving machinery (electrical, mechanical, stored energy etc)
- explain the difference between switching off, isolating and locking off
- describe how a mechanical isolation should be performed
- successfully produce a written SOP (Safe Operating Procedure)
- demonstrate an ability to apply best practice / company-specific procedures
- correctly perform mechanical isolations in a range of industrial scenarios.

Successful completion of the course leads to the award of the Technical Training Solutions Certificate of Competence 620: Mechanical Isolation.

This course provides the skills and knowledge necessary to carry out maintenance tasks on industrial hydraulic systems for maintenance personnel and production operators.

PARTICIPANTS

This course is suitable for anyone who wishes to work on or maintain industrial hydraulic systems. No prior knowledge of hydraulics is necessary.

COURSE PRESENTATION

Participants gain useful practical experience on purpose-built training rigs which make use of typical commercial components and are designed specifically to simulate the hydraulic systems found in industry. Comprehensive course notes are provided.

COURSE OBJECTIVES

On completion of the course, participants will be able to:

- apply safe working practices when working with hydraulic systems
- understand the relevant theory (units, flow, pressure, temperature, forces, etc)
- understand the operation of hydraulic circuits and components typically used in industry
- correctly maintain power units (fixed / variable pumps, reservoirs, filters, strainers and gauges)
- use hydraulic test equipment to determine the nature and location of faults
- construct a range of functional hydraulic circuits
- assess the condition of a hydraulic system by oil analysis
- use hydraulic circuit drawings and fault-finding charts as a systematic aid to fault-finding
- select the correct tubing and fittings for hydraulic applications
- correctly cut and bend tubing
- understand how to form ferrules
- understand the importance of pressure testing
- understand the importance of correct filter selection.

Successful completion of the course leads to the award of the Technical Training Solutions Certificate of Competence 650: Hydraulics.

This course provides maintenance personnel and production operators etc. with the skills and knowledge necessary to carry out maintenance tasks on pneumatic and electro-pneumatic systems.

PARTICIPANTS

Suitable for anyone who is required to maintain industrial pneumatic systems. No prior knowledge of pneumatic or electrical principles is necessary.

COURSE PRESENTATION

A practical approach is taken throughout this course with participants gaining valuable 'hands-on' experience on training equipment utilising industry-standard components designed to simulate industrial systems. Comprehensive course notes are provided.

COURSE OBJECTIVES

On completion of the course, participants will be able to:

- understand the need for safe isolation and be able to apply safe working practices when working with pneumatic and electro pneumatic systems
- demonstrate relevant underpinning knowledge (units, pressure, forces, etc)
- identify, inspect, adjust and replace:
 - sensors (pneumatic valves and electrical switches, proximity sensors and switches)
 - valves (air and solenoid operated, sequence, directional control)
 - actuators (cylinders and rotary)
 - AND / OR elements, relays, timers, flow controls and quick exhausts
- use visual indicators and manual overrides to check operation of components
- carry out repairs to pneumatic systems, replace fittings, plastic pipe-work, etc
- use pneumatic circuit drawings as an aid to systematic fault-finding.

Successful completion of the course leads to the award of the Technical Training Solutions Certificate of Competence 660: Pneumatics.

COMPRESSED AIR SAFETY

HSG39

Course 665 - 1 Day
Max 8 candidates

This course is intended for maintenance staff and others concerned with or responsible for health and safety at work.

PARTICIPANTS

Suitable for anyone who is required to maintain compressed air plant rooms and distribution systems. No prior knowledge of pneumatic or electrical principles is necessary.

COURSE PRESENTATION

A practical approach to the application of Health and Safety Guidance Note 39 is delivered using a combination of industry standard components, calibration exercises and documentation. Comprehensive course notes are provided.

COURSE OBJECTIVES

On completion of the course, participants will be able to:

- understand the need for accurate record keeping
- demonstrate relevant underpinning knowledge of HSG39
- understand the dangers of compressed air systems
- understand the need for regular inspection and maintenance
- demonstrate an ability to calibrate pressure measuring equipment
- identify the key components of a compressed air system such as compressors, receivers, dryers, chillers, safety valves and burst discs
- understand the need for safe isolation and system interlocking
- demonstrate an ability to read and understand system drawings
- apply safe working practices and understand the dangers of live working.

Successful completion of the course leads to the award of the Technical Training Solutions Certificate of Achievement 665: Compressed Air Safety.

MECHANICAL MAINTENANCE SKILLS

Course 700 - 5 Days
Max 4 candidates

This course provides personnel with the necessary skills to perform mechanical maintenance, including the removal and replacement and alignment of equipment (pumps, gearboxes, motors and power transmission systems) and identification and rectification of bearing faults within these systems.

PARTICIPANTS

Designed to benefit anyone required to undertake mechanical maintenance on production and process equipment. This course is equally suitable for production operatives or for craft personnel already involved in maintenance activities. The Mechanical Isolation (Course 620) is recommended for candidates who attend this course.

COURSE PRESENTATION

The course format is very much 'hands on' with the emphasis on the development of sound practical skills within the context of safe working practices.

COURSE OBJECTIVES

On completion of the course, participants will be able to:

- understand the principles of preventive and first-line maintenance
- apply safe working practices
- describe a range of mechanical faults and plan suitable courses of action
- understand the principles of power transmission systems
- remove and refit taper-lock bushes, keyed shafts, belts, chains and couplings
- install and align shafts; tension drive train components
- identify types of bearing, their typical applications and common defects
- correctly remove and refit various types of bearings
- describe various methods of removing broken studs
- recognise stripped threads and correctly use thread repair equipment
- manufacture gaskets using industry standard techniques
- understand how to remove and replace seals and gland packing
- understand the operation of various gearboxes
- recognise various types of conveyor systems and their main components.

Successful completion of the course leads to the award of the Technical Training Solutions Certificate of Competence 700: Mechanical Maintenance Skills.

ABRASIVE WHEELS

Course 720 - 1 Day
Max 4 candidates

For those who work with abrasive wheels, appropriate training is absolutely essential for reasons of safety. It is a legal requirement that those involved in the mounting of wheels should receive suitable and sufficient training. This course is designed to meet this requirement.

PARTICIPANTS

The course is suitable for anyone who works with abrasive wheels and is indispensable for anyone involved in the checking, dressing or replacement of wheels. No prior knowledge is assumed.

COURSE PRESENTATION

Participants are provided with the sound practical skills they need in the workplace together with a thorough understanding of the relevant regulative requirements. Comprehensive course notes are provided.

COURSE OBJECTIVES

On completion of the course participants will have a thorough understanding of:

- the hazards arising from the use of abrasive wheels and precautions which should be observed
- the abrasive wheels regulations and HSE advisory literature
- methods of marking abrasive wheels as to type and speed
- correct storing, handling and transportation of abrasive wheels
- proper methods of inspecting and testing abrasive wheels
- how to determine when wheels need replacing
- the components used with abrasive wheels and their correct assembly
- the correct balancing of abrasive wheels
- the proper methods of dressing wheels
- the correct adjustment of rests.

Successful completion of the course leads to the award of the Technical Training Solutions Certificate of Competence 720: Abrasive Wheels.

MACHINE MAINTENANCE FOR OPERATORS

Course 730 - 3 Days
Max 4 candidates

This course provides operators with the basic engineering skills necessary to perform routine product line changes and maintenance tasks, including the removal and replacement of components, cleaning, lubrication and inspection.

PARTICIPANTS

Line operators with little or no engineering skills who wish to take on the responsibility of primary asset care. Operator asset care is the key to reduced downtime and a decrease of emergency repair work by the maintenance team. The course was developed to provide technically competent operators with a real sense of ownership of their production assets. The Mechanical Isolation (Course 620) is recommended for candidates who attend this course.

COURSE PRESENTATION

The course format is very much 'hands on' with the emphasis on the development of sound practical skills within the context of safe working practices.

COURSE OBJECTIVES

On completion of the course, participants will be able to:

- understand the principles of and apply safe working practices to routine maintenance
- understand the importance of correct alignment of motor shafts, pulleys, belts and chains
- understand machine manufacturer's recommended routine maintenance tasks
- select appropriate hand tools and use them correctly and safely
- recognise faulty/worn components
- remove and replace components that require cleaning, lubrication and/or inspection
- identify basic faults
- adopt a logical approach to fault finding.

Successful completion of the course leads to the award of the Technical Training Solutions Certificate of Competence 730: Machine Maintenance for Operators.

MAINTENANCE OF PLUMBING SYSTEMS

Course 740 - 3 Days
Max 4 candidates

Estates departments responsible for the upkeep of the services of buildings used as office blocks, hospitals and educational establishments etc, often seek to improve the department's overall effectiveness by extending the range of skills possessed by their maintenance personnel. This course is specifically designed to provide non-mechanical specialists with the skills needed to carry out first-line mechanical maintenance on low pressure hot water (LPHW) heating systems, hot and cold water services, and drainage systems – together with associated pipe-work, pumps, valves and other ancillary equipment.

PARTICIPANTS

Estates or maintenance personnel of all kinds will benefit from this course. No prior knowledge is assumed.

COURSE PRESENTATION

The emphasis throughout is on the practical application of skills necessary to deal effectively with first-line maintenance tasks. Comprehensive course notes are provided.

COURSE OBJECTIVES

On completion of the course, participants will be able to:

- apply safe working practices and meet relevant regulative requirements when working with mechanical building services
- understand different types of LPHW system
- diagnose faults on LPHW systems
- carry out bending of copper tube
- correctly assemble and tighten compression joints
- correctly fabricate soldered pipe-work joints
- remove and replace radiators, radiator valves and taps
- dismantle thermostatic mixer units and replace defective parts correctly
- correctly recharge pressure vessels
- make joints in PVC soil piping using either solvent or 'O' ring type joints.

Successful completion of the course leads to the award of the Technical Training Solutions Certificate of Competence 740: Maintenance of Plumbing Systems.

LINE BREAKING

HSG253

Course 760 - 1 Day
Max 8 candidates

Pipework is often broken when cleaning, repair or maintenance of industrial systems is performed. Compliance with a line breaking policy is essential to reduce the potential dangers. This course teaches participants the safe methods of breaking lines and the importance of possessing and complying with a line breaking policy or permit as well as the proper procedures as described in HSG253 to follow before, during and after line breaking.

PARTICIPANTS

This course is intended for engineers, supervisors, operators and anyone working in and around industrial systems where a line breaking policy or safe system of work for line breaking is in force.

COURSE PRESENTATION

After reminding the candidates about the dangers of industrial fluids and the legal issues, the course then employs several training rigs, simulating real industrial pipework. Candidates can practice each of the skills that the course provides on these training rigs as well as performing the key ones for the purpose of the practical assessment. A separate knowledge-based assessment ensures that the candidates have achieved the necessary understanding. Comprehensive course notes are provided.

COURSE OBJECTIVES

On completion of the course, participants will be able to:

- identify the dangers of common industrial fluids
- state the requirements of the relevant legal statutes, codes of practice etc
- describe the safe operating procedures used in industry for line breaking in accordance with HSG253
- identify the fluids and direction of flow in industrial pipework
- identify potential failures in the common pipework jointing methods
- use the correct tools and PPE when line breaking
- complete permit to work procedures
- perform pipework isolations using various methods
- secure pipework isolations using various methods
- break industrial lines safely
- blank and drain pipework to make it safe to work on
- safely re-connect pipework
- test pipework for leaks.

Successful completion of the course leads to the award of the Technical Training Solutions Certificate of Competence 760: Line Breaking - HSG253.

This course provides candidates with the opportunity to acquire essential workshop bench fitting skills. The candidates fabricate a practical project, using hand tools and pillar drills. The project requires the reading of drawings, marking out, sawing, filing, drilling and tapping and these skills are taught as the candidates progress through the project.

The proper and safe use of tools coupled with the necessity to fabricate to the tolerances specified in the drawings ensures that the candidates improve their practical bench skills and also learn how to apply themselves to the exercise most effectively.

PARTICIPANTS

The course is designed to complement course 700: Mechanical Maintenance Skills and is suitable for craft personnel already involved in maintenance activities.

COURSE PRESENTATION

The course format is very much 'hands on' - the emphasis being on development of sound practical skills within the context of safe working practices.

COURSE OBJECTIVES

On completion of the course, participants will be able to:

- apply safe workshop practices when performing bench fitting skills
- read and interpret engineering drawings
- correctly use measuring and marking out equipment
- practice the correct use of hand tools
- manufacture items within tolerance using hand tools
- select the correct drilling speeds for various materials
- drill, tap and ream holes
- produce drive keys
- safely operate a pillar drill
- understand the geometry of correctly sharpened drill bits
- apply correct methods of drill sharpening.

Successful completion of the course leads to the award of the Technical Training Solutions Certificate of Competence 780: Bench Fitting.

WELDING

(MIG, TIG, Stick)

Course 790 - 5 Days
Max 4 Candidates

The Welding course is focused on individual company's requirements. This course is provided on-site and is designed to provide candidates with the ability to produce welds safely and to industry standards.

PARTICIPANTS

The course is aimed at supervisors, technicians, maintenance engineers and any personnel involved in equipment maintenance. The course is designed for candidates with some welding experience, although it can be customised to suit all skill levels.

COURSE PRESENTATION

Classroom-based training is provided so that candidates understand the type of welding applications required by their employer. The course advocates the industrial health and safety best practices. The course incorporates an intensive practical section on welding. Candidates are provided with comprehensive course notes, describing welding best practices and other essential information.

COURSE OBJECTIVES

On completion of the course, participants will be able to:

- describe the dangers of fumes, gases and radiation when welding
- understand the mechanical hazards and dangers of over-exposure to noise
- correctly use appropriate PPE for welding
- use welding equipment safely, in compliance with Safe Operating Procedures (SOP)
- describe the various commonly-used welding joints
- set up an arc welding machine correctly
- weld T, Butt and Lap joints
- employ the appropriate welding process (MIG, TIG, or Stick, as appropriate to employer's needs)
- weld to an acceptable standard in line with the company's requirements
- recognise common welding faults
- understand how safety can be compromised by poor weld quality
- test completed welds.

Successful completion of the course leads to the award of the Technical Training Solutions Certificate of Competence 790: Welding.



COURSE DATES & COSTS

The following is a list of currently available dates for the courses. Please call for the latest information - courses fill up quickly and extra dates are often scheduled.

For courses held on clients' premises, costs are based on a daily rate of £1200 + VAT + mileage. Mileage is charged at 45p per mile.

Each course cost is inclusive of course notes and refreshments. VAT and C&G exam fees (for the C&G courses) are additional.

110 Industrial Elec Maintenance

£2,300 + VAT 10 days

15 to 26 October 2018
26 November to 7 December 2018
21 January to 1 February 2019
11 to 22 March 2019
13 to 24 May 2019
17 to 28 June 2019
15 to 26 July 2019
9 to 20 September 2019
21 October to 1 November 2019
25 November to 6 December 2019

160 PAT Testing

£200 + VAT 1 day

24 September 2018
26 November 2018
6 February 2019
17 April 2019
10 June 2019
12 August 2019
16 October 2019
12 December 2019

300 18th Edition Regs Update

£230 + VAT + £50 exam fee 1 day

11 October 2018
7 January 2019
11 February 2019
12 April 2019
14 June 2019

310 18th Edition IET Wiring Regs

£550 + VAT + £50 exam fee 3-5 days

17 to 20 September 2018
29 October to 1 November 2018
8 to 11 January 2019
12 to 15 February 2019
8 to 11 April 2019
10 to 13 June 2019
12 to 15 August 2019
30 September to 3 October 2019
25 to 28 November 2019

340 Elec Inspection & Testing

£900 + VAT + £120 exam fees

4-5 days

24 to 28 September 2018
12 to 16 November 2018
14 to 18 January 2019
4 to 8 March 2019
29 April to 3 May 2019
8 to 12 July 2019
2 to 6 September 2019
18 to 22 November 2019

350 Design of Elec Installations

£920 + VAT + £100 exam fees

5 days inc Exam + Project

3 to 7 December 2018
11 to 15 March 2019
3 to 7 June 2019
2 to 6 December 2019

360 Electrical Safety Management

£230 + VAT 1 day

7 December 2018
8 February 2019
16 April 2019
14 June 2019
16 August 2019
18 October 2019
11 December 2019

370 BS7909: Temporary Systems

£230 + VAT 1 day

21 September 2018
2 November 2018
18 January 2019
21 March 2019
23 May 2019
1 August 2019
11 October 2019
12 December 2019

375 BS7375: Electrical Safety on Construction Sites

£230 + VAT 1 day

6 December 2018
1 March 2019
10 May 2019
5 July 2019
13 September 2019
22 November 2019

380 EAW Regs

£230 + VAT 1 day

25 September 2018
27 November 2018
4 February 2019
15 April 2019
11 June 2019
13 August 2019
14 October 2019
9 December 2019

390 ATEX

£230 + VAT 1 day

30 November 2018
7 February 2019
18 April 2019
13 June 2019
15 August 2019
17 October 2019
13 December 2019

400 Duty Holder (Authorised Person) £460 + VAT 2 days

25 to 26 September 2018
27 to 28 November 2018
4 to 5 February 2019
15 to 16 April 2019
11 to 12 June 2019
13 to 14 August 2019
14 to 15 October 2019
9 to 10 December 2019

420 Electrical Isolation & Live Working

£230 + VAT 1 day

26 September 2018
28 November 2018
5 February 2019
16 April 2019
12 June 2019
14 August 2019
15 October 2019
10 December 2019

460 Design of Fire Alarms

£460 + VAT 2 days

25 to 26 February 2019
7 to 8 May 2019
1 to 2 July 2019
9 to 10 September 2019
18 to 19 November 2019

470 Installation of Fire Alarms

£460 + VAT 2 days

5 to 6 December 2018
27 to 28 February 2019
9 to 10 May 2019
3 to 4 July 2019
11 to 12 September 2019
20 to 21 November 2019

500 Control & Instrumentation

£1,150 + VAT 5 days

26 to 30 November 2018
4 to 8 February 2019
25 to 29 March 2019
3 to 7 June 2019
5 to 9 August 2019
23 to 27 September 2019
11 to 15 November 2019

510 Instrumentation

£690 + VAT 3 days

26 to 28 November 2018
4 to 6 February 2019
25 to 27 March 2019
3 to 5 June 2019
5 to 7 August 2019
23 to 25 September 2019
11 to 13 November 2019

515 PID Controller Tuning

£460 + VAT 2 days

20 to 21 September 2018
29 to 30 November 2018
7 to 8 February 2019
28 to 29 March 2019
6 to 7 June 2019
8 to 9 August 2019
26 to 27 September 2019
14 to 15 November 2019

520 PLC Fault Finding

£690 + VAT 3 days

8 to 10 October 2018
14 to 16 January 2019
18 to 20 March 2019
29 to 31 May 2019
29 to 31 July 2019
7 to 9 October 2019
9 to 11 December 2019

530 PLC Programming

£1150 + VAT 5 days

15 to 18 October 2018
21 to 25 January 2019
1 to 5 April 2019
1 to 5 July 2019
14 to 18 October 2019

540 Electrical Problem Solving

£690 + VAT 3 days

10 to 12 December 2018
25 to 27 February 2019
20 to 22 May 2019
22 to 24 July 2019
16 to 18 September 2019
2 to 4 December 2019

560 Soldering

£690 + VAT 3 days

29 to 31 October 2018
11 to 13 February 2019
24 to 26 April 2019
8 to 10 July 2019
23 to 25 September 2019
16 to 18 December 2019

570 Electronic Fault Finding

£1,150 + VAT 5 days

22 to 26 October 2018
18 to 22 February 2019
13 to 17 May 2019
15 to 19 July 2019
30 September to 4 October 2019
9 to 13 December 2018

575 Motion Control

£690 + VAT 3 days

19 to 21 November 2018
28 to 30 January 2019
8 to 10 April 2019
17 to 19 June 2019
2 to 4 September 2019
11 to 13 November 2019

580 Inverter Drives

£460 + VAT 2 days

19 to 20 November 2018
28 to 29 January 2019
8 to 9 April 2019
17 to 18 June 2019
2 to 3 September 2019
11 to 12 November 2019

590 Steppers and Servos

£230 + VAT 1 day

21 November 2018
30 January 2019
10 April 2019
19 June 2019
4 September 2019
13 November 2019

620 Mechanical Isolation

£230 + VAT 1 day

22 November 2018
10 January 2019
4 April 2019
27 June 2019
5 September 2019
21 November 2019

650 Hydraulics

£1000 + VAT 4 days

8 to 11 October 2018 (2 places)
7 to 10 January 2019
4 to 7 March 2019
7 to 10 May 2019
8 to 11 July 2019
16 to 19 September 2019
11 to 14 November 2019

660 Pneumatics

£920 + VAT 4 days

15 to 18 October 2018
10 to 13 December 2018
11 to 14 February 2019
29 April to 2 May 2019
17 to 20 June 2019
2 to 5 September 2019
4 to 7 November 2019

665 HSG39 Compressed Air Safety

£230 + VAT 1 day

15 February 2019
3 May 2019
21 June 2019
6 September 2019
8 November 2019

700 Mechanical Skills

£1250 + VAT 5 days

1 to 5 October 2018 (1 place)
21 to 25 January 2019
18 to 22 March 2019
13 to 17 May 2019
1 to 5 July 2019
9 to 13 September 2019
21 to 25 October 2019
25 to 29 November 2019

720 Abrasive Wheels

£250 + VAT 1 day

26 October 2018
11 January 2019
5 April 2019
28 June 2019
6 September 2019
22 November 2019

730 Machine Maintenance for Operators

£750 + VAT 3 days

10 to 12 December 2018
25 to 27 February 2019
29 April to 1 May 2019
3 to 5 June 2019
22 to 24 July 2019
30 September to 2 October 2019
2 to 4 December 2019

740 Plumbing

£750 + VAT 3 days

29 to 31 October 2018
28 to 30 January 2019
25 to 27 March 2019
7 to 9 May 2019
29 to 31 July 2019
28 to 30 October 2019

760 Line Breaking HSG253

£230 + VAT 1 day

1 November 2018
31 January 2019
28 March 2019
10 May 2019
1 August 2019
31 October 2019

780 Bench Fitting

£750 + VAT 3 days

7 to 9 January 2019
1 to 3 April 2019
24 to 26 June 2019
2 to 4 September 2019
18 to 20 November 2019

These dates compiled: Aug 22 2018



HOW TO FIND US



Technical Training Solutions
Norwich House, Waterside Court
Neptune Close, Rochester ME2 4NZ

Tel: 01634 731470
Fax: 01634 714467



By Air

All of the London Airports (Gatwick, Stansted, Luton, Heathrow, City) are near to us. Rail links from these airports (via London) have very similar travelling times. If you are considering car rental or taking a taxi, then Gatwick or Stansted are preferable.

By Public Transport

Trains from central London (Charing Cross and London Bridge) run to Strood and Rochester. Taxis from Strood and Rochester to the Medway City Estate are available.

By Road from the North, South or West

(M40, M4, M1, M11 etc.) Join the M25 heading towards the Dartford crossing. Leave the M25 on the A2 at junction 2 travelling towards Canterbury. Leave the A2 on the A289 and follow the Medway City Estate signs.

By Road from the Southeast

(M2, A2 etc.) Join the M2 travelling towards Rochester and leave at junction 1 onto the A289. Follow the Medway City Estate signs.

